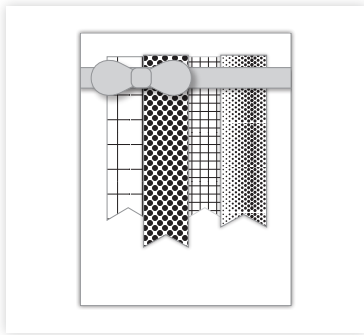


DESIGNER SERIES PAPER SALE

MAKE THE MOST OF THIS OFFER

- **Buy as much paper as you will need** for your projects over the next months. You might as well save on something you know you'll use.
- **Offer an upsell** of Designer Series Paper on every order. No matter what other products your customer has chosen, Designer Series Paper will go with them nicely.
- **Make sure everyone knows** about this promotion. You can share our social media images, print out flyers, or send the DBWS e-card. Whichever you do, be sure to follow up afterward!
- **Host a contest with your customers.** Do you have a lot of addicted stampers? Have them share Designer Series Paper projects in a comments thread, in an email chain, or using a hashtag. Seeing all the ideas helps everyone fall in love with Designer Series Paper all over again.
- **DSP is our own fun acronym** for our fabulous Designer Series Paper. But when you are talking to new customers, you'll want call it by its full given name.
- **Show off** every way you can think of to use our gorgeous Designer Series Paper. Check out these three card sketches to get your creativity flowing:

Use this template . . .

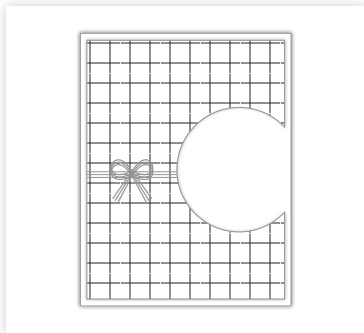


. . . to make cards like this!




Give your customers a variety of strips and allow them to punch the ends using the Triple Banner Punch. Stamp a greeting and add a ribbon for a quick, attractive card that shows off any Designer Series Paper.

Use this template . . .



. . . to make cards like this!



Create a "window" on your Designer Series Paper using framelits or punches, then layer an image or greeting underneath. Try this template with several papers from the same collection and get a different look every time.

Use this template . . .



. . . to make cards like this!



Why throw away scraps when they're this pretty? Instead, use them up on this great card design. It's like a sampler of Designer Series Paper! Use designs from one collection, or mix and match for more possibilities.